




«

»

• •



•

2015

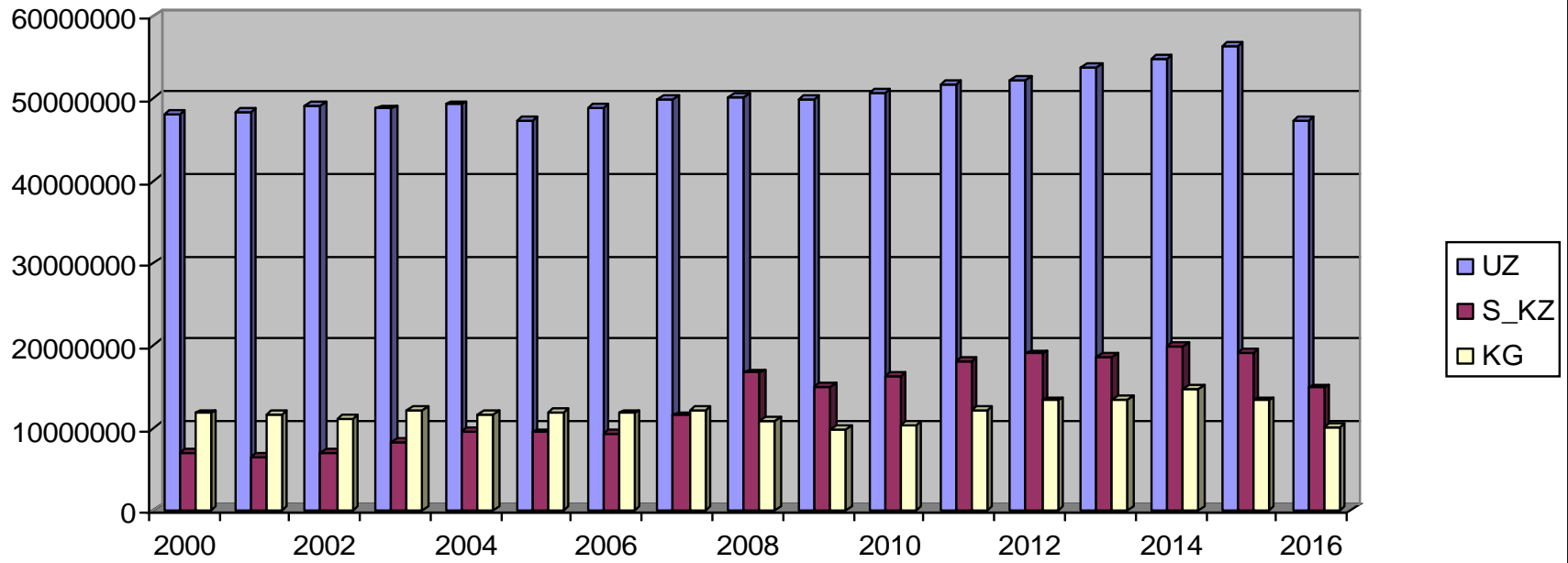
•

2015

10

2016

).



01.01.2016 . 01.01.2015 .

	<i>01.01.2016 .</i>	<i>01.01.2015 .</i>	-
:	20107.8	20034.8	73.0
:	14204.5	14220.0	-15.5
	5823.3	5806.7	16.6
	25.2	5.6	19.6
	54.8	2.5	52.3
:			
:	3420.4	3346.4	74.0
:	2476.0	2476.0	0.0
	864.4	862.3	2.1
	25.2	5.6	19.6
	54.8	2.5	52.3
:	3632.2	3786.2	-154.0
:	562.0	716.0	-154.0
	3070.2	3070.2	0.0
:	13055.2	12902.2	153.0
:	11166.5	11028.0	138.5
	1888.7	1874.2	14.5

450 , (150). (478), (370),


	2013						
						405.5	405.5
			593.9		21.1	20.7	635.7
				28.1			28.1
		15.1			15.1		
		593.9	43.2	21.1	426.2	1084.4	

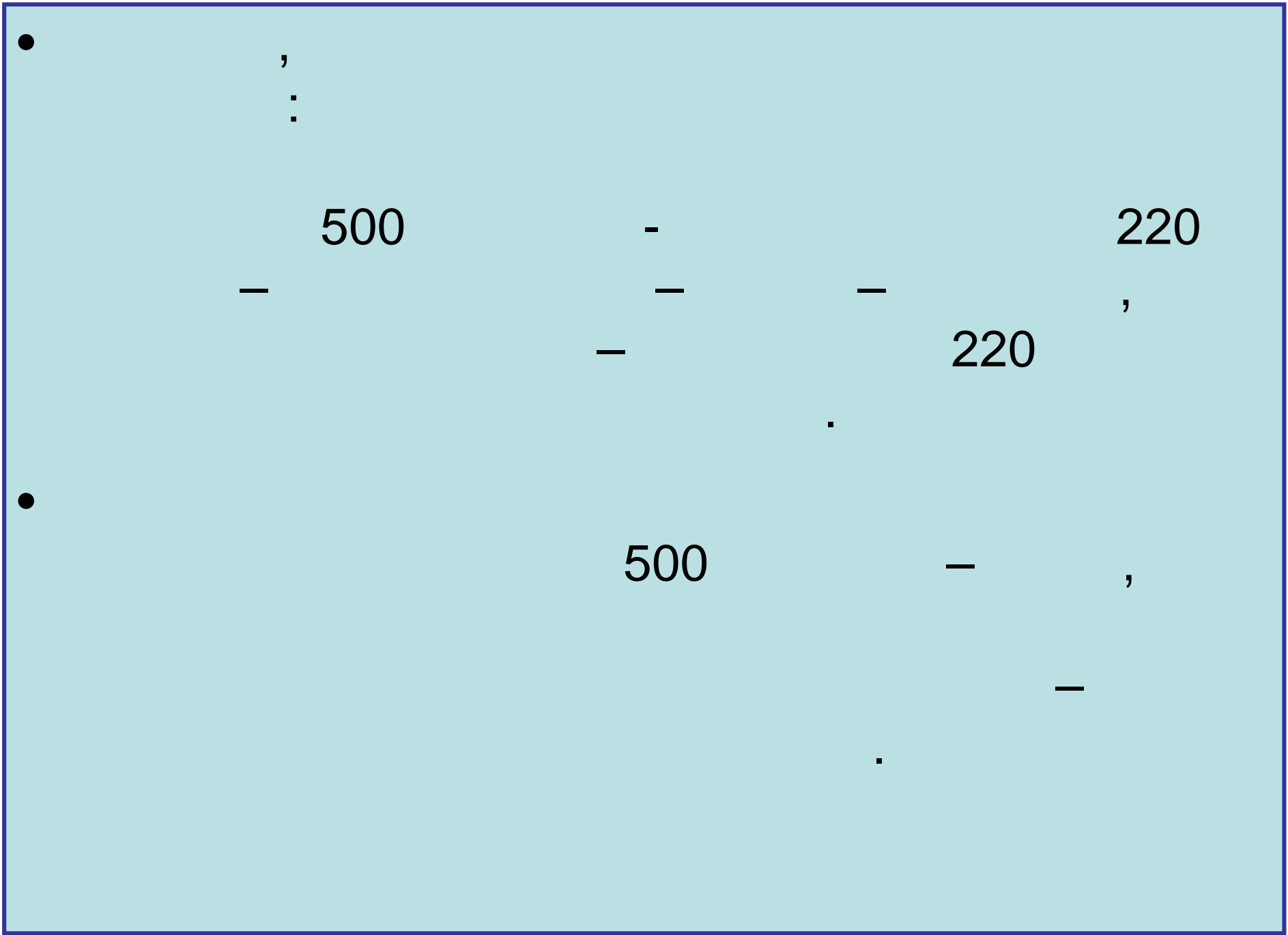
	2014 (6)						
						438.8	438.8
			117.4		9.2	6.6	133.2
				83.2			83.2
		7.4			7.4		
		117.4	90.6	9.2	445.4	662.6	

9 2016 .						
2016						:
		201.4				201.4
	197.5		5.9		5.6	209.0
		13.4				13.4
						0
		1.8				1.8
:	197.5	216.6	5.9	0	5.6	

2010-2014

2015





• 2009

:

-

500

,

«

»,

-

;

-

500

500

—

,

500

;

-

500

—

—

(

-

)

500

.

•

500

500

—

,

220

,

.

,

,

.

Карта-схема основных эл.сетей 220 - 500 кВ ОЭС Центральной Азии с перспективой до 2020 г.





220

500

(-20- -1,2).

220

220


« »

500

(

).





500

:

;

-

-

-

-

,

,

,

.

,

,

,

.





SEPS).

(NEPS

